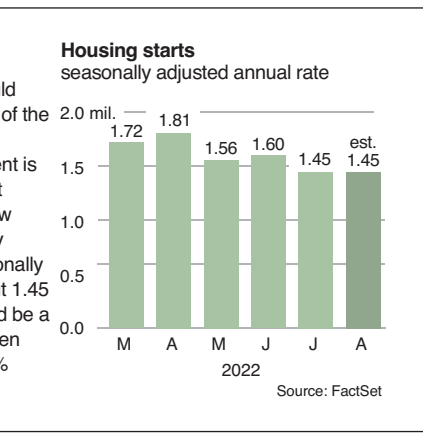


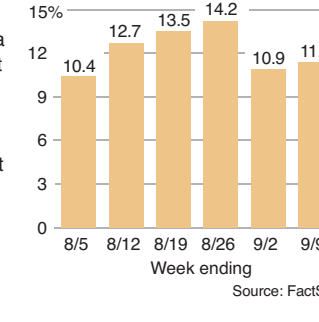
Housing bellwether
 New government data on residential construction should provide insight into the state of the new-home market.
 The Commerce Department is expected to report today that builders broke ground on new apartments and single-family homes last month at a seasonally adjusted annual rate of about 1.45 million properties. That would be a slight increase from July, when housing starts fell nearly 10% from the previous month.



Looking frayed
 Online styling service Stitch Fix reports quarterly results today. Stitch Fix sends subscribers boxes of clothing tailored to their style. Wall Street expects it lost money again in its fiscal fourth quarter. In June, Stitch Fix said its active clients had fallen 5% in the third quarter. In a bid to cut costs, the company also announced plans to let go 15% of its salaried employees.



Retail sales snapshot
 A weekly gauge of sales at U.S. retail locations open at least a year is due out today.
 The data is a key indicator of a retailer's performance because it measures growth at existing stores rather than newly opened ones. The index, from Johnson Redbook Service, tracks sales at about 70 general merchandise and apparel retailers. The index showed an 11.4% gain two weeks ago versus the same period in 2021.



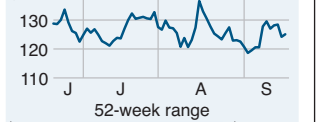
Closing price for Monday, September 19, 2022

Money&Markets

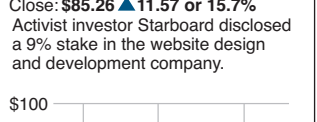
A click of the wrist gets you more at nashuatelegraph.com

Story Stocks
 Stocks closed higher on Wall Street after swaying between gains and losses as investors brace for a big interest rate increase this week from the Federal Reserve. The S&P 500, the Dow Jones Industrial Average and the Nasdaq rose on Monday.


Take-Two Interactive TTWO
 Close: \$125.08 ▲ 0.89 or 0.7%
 The video game maker's latest version of Grand Theft Auto was reportedly hacked and leaked online.



Wix.com WIX
 Close: \$85.26 ▲ 11.57 or 15.7%
 Activist investor Starboard disclosed a 9% stake in the website design and development company.



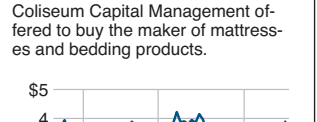
KnowBe4 KNBE
 Close: \$22.17 ▲ 4.87 or 28.2%
 Vista Equity Partners offered to buy the security software company.




Purple Innovation PRPL
 Close: \$3.89 ▲ 1.10 or 39.4%
 Coliseum Capital Management offered to buy the maker of mattresses and bedding products.



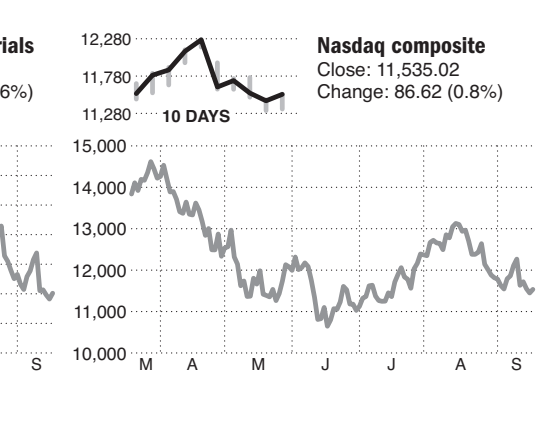
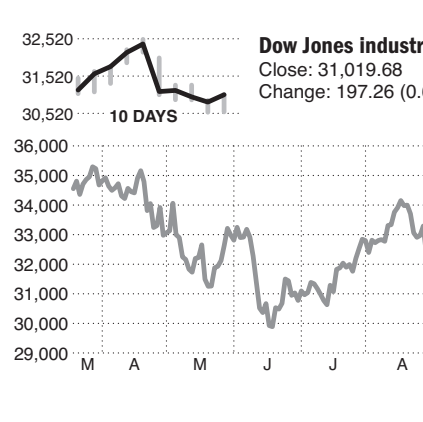
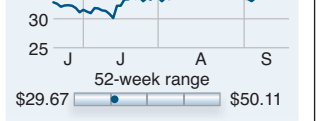
Bank of America BAC
 Close: \$34.69 ▲ 0.57 or 1.7%
 Banks rose along with bond yields, which support more lucrative interest rates for mortgages and other loans.



Kinross Gold KGC
 Close: \$3.64 ▲ 0.35 or 10.6%
 The gold miner announced \$300 million in stock buybacks for the remainder of the year.



GrafTech International GTF
 Monday's close: \$4.85, -0.45
 Price-earnings ratio: 3 (Based on past 12-month results)



StocksRecap

| | HIGH | LOW | CLOSE | CHG | %CHG | YTD |
|---------------|-----------|-----------|-----------|---------|--------|---------|
| DOW | 31,026.89 | 30,559.37 | 31,019.68 | +197.26 | +0.64% | -14.64% |
| DOW Trans. | 13,104.16 | 12,731.32 | 13,075.10 | +249.76 | +1.95% | -20.65% |
| DOW Util. | 1,024.95 | 1,006.78 | 1,024.62 | +11.76 | +1.16% | +4.47% |
| NYSE Comp. | 14,677.53 | 14,429.95 | 14,674.46 | +100.54 | +0.69% | -14.51% |
| NASDAQ | 11,538.13 | 11,337.83 | 11,535.02 | +86.62 | +0.76% | -26.27% |
| S&P 500 | 3,900.45 | 3,838.50 | 3,899.89 | +26.56 | +0.69% | -18.18% |
| S&P 400 | 2,411.57 | 2,356.36 | 2,409.51 | +29.23 | +1.23% | -15.22% |
| Wilshire 5000 | 39,026.99 | 38,392.68 | 39,022.23 | +271.77 | +0.70% | -19.48% |
| Russell 2000 | 1,813.94 | 1,777.27 | 1,812.84 | +14.65 | +0.81% | -19.26% |

| | NYSE | NASD |
|----------------|-------|-------|
| Vol. (in mil.) | 3,524 | 3,888 |
| Pvs. Volume | 7,224 | 6,731 |
| Advanced | 1543 | 1671 |
| Declined | 893 | 1839 |
| New Highs | 9 | 18 |
| New Lows | 169 | 369 |

Interest rates

| TREASURIES | LAST | PVS | NET CHG | 1YR AGO |
|----------------|------|------|---------|---------|
| 3-month T-bill | 3.36 | 3.17 | +0.19 | .00 |
| 6-month T-bill | 3.91 | 3.80 | +0.11 | .05 |
| 52-wk T-bill | 4.05 | 3.96 | +0.09 | .07 |
| 2-year T-note | 3.95 | 3.87 | +0.08 | .23 |
| 5-year T-note | 3.69 | 3.62 | +0.07 | .88 |
| 7-year T-note | 3.62 | 3.56 | +0.06 | 1.17 |
| 10-year T-note | 3.49 | 3.45 | +0.04 | 1.37 |
| 30-year T-bond | 3.52 | 3.52 | ... | 1.91 |

The yield on the 10-year Treasury note rose to 3.49% Monday. Yields affect rates on mortgages and other consumer loans.

| CONSUMER RATES | NAT'L AVG | WK AGO | 6MO AGO | 1YR AGO |
|------------------------|-----------|--------|---------|---------|
| 48 month new car loan | 5.16 | 5.16 | 5.10 | 3.82 |
| Money market account | 0.16 | 0.16 | 0.16 | 0.07 |
| 1 year CD | 1.43 | 1.41 | 1.36 | 0.32 |
| \$30K Home equity loan | 7.69 | 7.67 | 7.63 | 6.62 |
| 30 year fixed mortgage | 6.33 | 6.10 | 5.87 | 4.53 |
| 15 year fixed mortgage | 5.62 | 5.39 | 5.04 | 3.83 |

Commodities
 Energy prices closed mostly higher Monday with U.S. crude oil up 0.7% and wholesale gasoline up 2%. Natural gas fell slightly. Gold and silver ended slightly lower.

| FUELS | CLOSE | PVS | %CHG | %YTD |
|----------------------|-------|-------|-------|--------|
| Crude Oil (bbl) | 85.73 | 85.11 | +0.73 | +14.0 |
| Heating Oil (gal) | 3.31 | 3.17 | +4.36 | +42.2 |
| Natural Gas (mm btu) | 7.75 | 7.76 | -0.15 | +107.8 |
| Unleaded Gas (gal) | 2.46 | 2.42 | +2.00 | +10.6 |

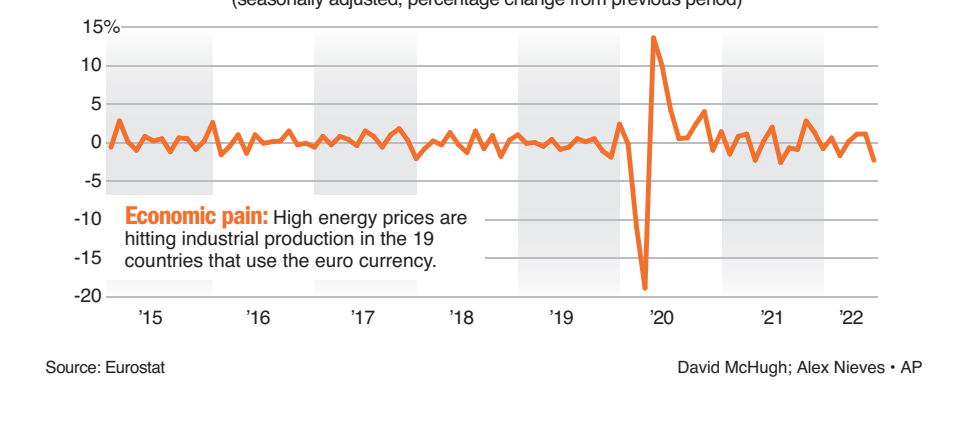
| METALS | CLOSE | PVS | %CHG | %YTD |
|----------------|----------|----------|-------|-------|
| Gold (oz) | 1,666.20 | 1,671.70 | -0.33 | -8.8 |
| Silver (oz) | 19.27 | 19.30 | -0.12 | -17.4 |
| Platinum (oz) | 918.50 | 901.00 | +1.94 | -4.8 |
| Copper (lb) | 3.56 | 3.56 | -0.10 | -20.2 |
| Aluminum (ton) | 2,235.50 | 2,264.25 | -1.27 | -18.8 |

| AGRICULTURE | CLOSE | PVS | %CHG | %YTD |
|----------------------|--------|--------|-------|-------|
| Cattle (lb) | 1.46 | 1.46 | +0.15 | +4.9 |
| Coffee (lb) | 2.24 | 2.18 | +2.75 | -0.9 |
| Corn (bu) | 6.78 | 6.77 | +0.15 | +14.3 |
| Cotton (lb) | 0.98 | 1.01 | -3.65 | -13.4 |
| Lumber (1,000 bd ft) | 482.20 | 481.20 | +0.21 | -58.0 |
| Orange Juice (lb) | 1.77 | 1.73 | +1.82 | +20.6 |
| Soybeans (bu) | 14.61 | 14.49 | +0.88 | +10.0 |
| Wheat (bu) | 8.31 | 8.60 | -3.40 | +7.8 |

Close and change figures reflect current contract

Industrial slowdown

Europe's economic prospects are fading by the day. The latest evidence: Industrial production has sagged more than expected as companies are buffeted by high costs for natural gas and electricity needed to run factories. And that was even before Russia's Gazprom further tightened natural gas supply by cutting off the Nord Stream 1 pipeline to Germany, citing technical problems. European officials say it's energy blackmail over their support for Ukraine. Some companies are throwing in the towel on work that's no longer profitable given the costs, a phenomenon ominously dubbed "demand destruction." Governments are ramping up support programs but more of that will go to consumers than businesses. Economists think a recession will arrive in the third quarter and last through the first months of next year. Even if governments don't have to ration natural gas this winter, gas and electricity prices will stay painfully high, said Rory Fennessy at Oxford Economics: "Further contractions in industry are on the horizon as firms facing soaring energy bills are forced to cut back production even if hard rationing is to be avoided."



Company Spotlight Closing time

GrafTech International had its worst day in more than seven months on Monday after the company disclosed an SEC filing that Mexican environmental regulators had ordered its Monterrey, Mexico manufacturing facility to wind down operations within a week because its license was no longer valid. Ohio-based GrafTech, which makes graphite electrodes used to melt down scrap steel so it can be recycled, said it disagreed with the decision and intended to work with Mexican officials to address the allegations. GrafTech said it did not know how long the manufacturing facility would be suspended. GrafTech, which was founded in 1886 and did \$1.35 billion in sales in fiscal 2021, did not disclose how much business it could lose because of the closure. GrafTech's customers include steel and other metal producers around the world.



| GrafTech (EAF) | Monday's close: \$4.85, -0.45 | Total return | 1-yr | 3-yrs* | 5-yrs* |
|----------------|-------------------------------|--------------|--------|-----------|--------|
| | | EAF | -53.5% | -27.9% | -21.1% |
| | | Div. yield: | 0.8% | Dividend: | \$0.04 |

Stocks of Local Interest

| NAME | TICKER | 52-WK RANGE | LO | HI | CLOSE | CHG | %CHG | WK | MO | QTR | YTD %CHG | 1YR %RTN | P/E | DIV |
|----------------------|--------|-------------|---------|---------|--------|-------|------|-----|-----|-----|----------|----------|------|--------|
| AT&T Inc | T | 16.55 | 16.22 | 16.76 | +0.2 | +0.1 | ▲ | ▼ | ▼ | ▼ | -31.9 | -11.8 | 6 | 1.11 |
| Adv Micro Dev | AMD | 171.60 | 164.46 | 176.77 | +2.6 | +0.3 | ▲ | ▲ | ▲ | ▲ | -46.7 | -27.4 | 28 | 1.60f |
| Amazon.com Inc | AMZN | 101.26 | 188.11 | 124.66 | +1.13 | +0.9 | ▲ | ▼ | ▲ | ▼ | -25.2 | -27.3 | cc | ... |
| Amer Virtual Cloud | AVCT | 0.13 | 3.25 | .24 | +0.05 | +28.1 | ▲ | ▲ | ▲ | ▼ | -90.2 | -94.6 | ... | ... |
| Anheuser-Busch InBev | BUD | 47.23 | 67.91 | 50.07 | +0.64 | +1.3 | ▲ | ▼ | ▼ | ▼ | -17.3 | -13.4 | 25 | 1.10e |
| Annaly Capital Mgmt | NLY | 5.45 | 8.94 | 6.17 | +1.3 | +2.2 | ▲ | ▼ | ▼ | ▼ | -21.1 | -18.9 | 4 | 0.88e |
| Apple Inc | AAPL | 129.04 | 182.94 | 154.48 | +3.78 | +2.5 | ▲ | ▲ | ▲ | ▲ | -13.0 | +2.9 | 26 | 0.92f |
| Bank of America | BAC | 29.67 | 50.11 | 34.69 | +0.57 | +1.7 | ▲ | ▼ | ▼ | ▲ | -22.0 | -11.9 | 11 | 0.88f |
| Benchmark Elec | BHE | 21.11 | 29.11 | 26.06 | +0.48 | +1.9 | ▲ | ▼ | ▼ | ▼ | -3.8 | -2.6 | 19 | 0.66 |
| Berkshire Hath A | BRK/A | 396.500 | 544.389 | 421.339 | +6.802 | +1.6 | ▲ | ▲ | ▲ | ▲ | -6.5 | -0.6 | 7 | ... |
| Bluebird Bio Inc | BLUE | 2.87 | 17.85 | 5.93 | -0.41 | -6.5 | ▼ | ▲ | ▲ | ▲ | -40.6 | -38.5 | ... | ... |
| Brist Myr Sqb | BMV | 53.22 | 80.59 | 70.19 | -1.33 | -1.9 | ▼ | ▼ | ▼ | ▼ | +12.6 | +19.2 | 25 | 2.16f |
| Carnival Corp | CCL | 8.10 | 27.39 | 10.78 | +0.2 | +0.2 | ▲ | ▲ | ▲ | ▲ | -46.4 | -52.9 | ... | ... |
| CocaCola Co | KO | 52.28 | 67.20 | 59.99 | +0.45 | +0.8 | ▲ | ▼ | ▼ | ▼ | +1.3 | +9.7 | 25 | 1.76f |
| Hutaao Technology Co | CSCW | 0.06 | 0.96 | .07 | -0.02 | -2.9 | ▼ | ▼ | ▼ | ▼ | -86.5 | -92.6 | ... | ... |
| Con Edison | ED | 71.52 | 102.21 | 98.47 | +1.06 | +1.1 | ▲ | ▼ | ▲ | ▲ | +15.4 | +36.2 | 22 | 3.16f |
| ContextLogic Inc | WISH | 0.98 | 6.44 | .93 | -0.06 | -6.2 | ▼ | ▼ | ▼ | ▼ | -70.1 | -83.2 | ... | ... |
| Dover Corp | DIV | 116.66 | 184.04 | 125.02 | +4.11 | +3.4 | ▲ | ▼ | ▼ | ▼ | -31.2 | -25.8 | 16 | 2.02f |
| Elbit Systems | ESLT | 142.20 | 244.80 | 198.28 | +0.52 | +0.3 | ▲ | ▼ | ▼ | ▼ | +13.9 | +16.0 | 36 | 1.47f |
| Eversource Energy | ES | 77.07 | 94.63 | 89.53 | +0.73 | +0.8 | ▲ | ▼ | ▲ | ▲ | -1.6 | +5.6 | 23 | 2.55f |
| Faraday Fut Intlght | FFIE | 0.88 | 11.50 | .94 | -0.02 | -2.4 | ▼ | ▼ | ▼ | ▼ | -82.3 | -88.6 | ... | ... |
| Ford Motor | F | 10.61 | 25.87 | 14.93 | +0.21 | +1.4 | ▲ | ▼ | ▼ | ▼ | -28.1 | +16.0 | 5 | 0.40 |
| Gen Electric | GE | 59.93 | 116.17 | 67.05 | +0.66 | +1.0 | ▲ | ▲ | ▲ | ▲ | -29.0 | -32.2 | 0.32 | ... |
| HCA Holdings Inc | HCA | 164.47 | 279.02 | 208.39 | -1.28 | -0.6 | ▼ | ▼ | ▼ | ▼ | -18.9 | -17.7 | 10 | 2.24f |
| HP Inc | HPQ | 26.11 | 41.47 | 26.95 | -0.28 | -1.0 | ▼ | ▼ | ▼ | ▼ | -28.5 | -0.0 | 10 | 0.78 |
| ICAD Inc | ICAD | 2.00 | 12.60 | 2.26 | -0.02 | -0.9 | ▼ | ▼ | ▼ | ▼ | -68.6 | -75.4 | ... | ... |
| Intel Corp | INTC | 28.42 | 56.28 | 29.44 | +0.20 | +0.7 | ▲ | ▼ | ▼ | ▼ | -42.8 | -45.1 | 5 | 1.46 |
| Kinross Gold | KGC | 3.00 | 7.13 | 3.64 | +0.35 | +10.6 | ▲ | ▲ | ▲ | ▲ | -37.3 | -41.7 | 0.12 | ... |
| Lockheed Martin | LMT | 324.23 | 479.99 | 416.52 | +2.23 | +0.5 | ▲ | ▲ | ▲ | ▲ | +17.2 | +23.1 | 18 | 11.20f |
| Mercy Systems | MRCY | 44.04 | 72.28 | 45.70 | -0.80 | -1.7 | ▼ | ▼ | ▼ | ▼ | -17.0 | +2.1 | cc | ... |
| MicroCloud Inc | HOLY | 2.95 | ... | ... | ... | ... | ... | ... | ... | ... | ... | ... | ... | ... |
| Microsoft Corp | MSFT | 241.51 | 349.67 | 244.52 | -0.22 | -0.1 | ▼ | ▼ | ▼ | ▼ | -27.3 | -18.7 | 26 | 2.48f |
| Mullen Automotive | MULN | 0.50 | 15.90 | .46 | -0.04 | -8.2 | ▼ | ▼ | ▼ | ▼ | -91.2 | ... | ... | ... |
| NiSource Inc | NI | 23.65 | 32.58 | 29.29 | +0.46 | +1.6 | ▲ | ▲ | ▲ | ▲ | +6.1 | +23.5 | 19 | 0.94f |
| Nu Holdings Ltd | NU | 3.26 | 11.83 | 5.33 | +0.05 | +0.9 | ▲ | ▲ | ▲ | ▲ | -43.2 | ... | ... | ... |
| Nvidia Corporation | NVDA | 126.17 | 346.47 | 133. | | | | | | | | | | |